




# STEP-BY-STEP GUIDE FOR SOME OF YOUR COMMON QUESTIONS (FOR IOS USERS)

- ❖ How do I connect to the wifi?
- ❖ How do I install an app?
- ❖ How do I uninstall an app?
- ❖ Do I need to update my apps regularly?
- ❖ Why can't I surf the Internet?

# How do I connect to the wifi?

- ❑ To start off, head over to the 'Settings' page, denoted by the icon:
- ❑ Head over to the 'Wifi' section and turn on the 'Wifi'.
- ❑ A list of available network will then appear. Tap the name of the wifi that you wish to connect. After which, enter the password required (usually located beside the router). When successfully connected, a 'Tick' will appear beside your network.



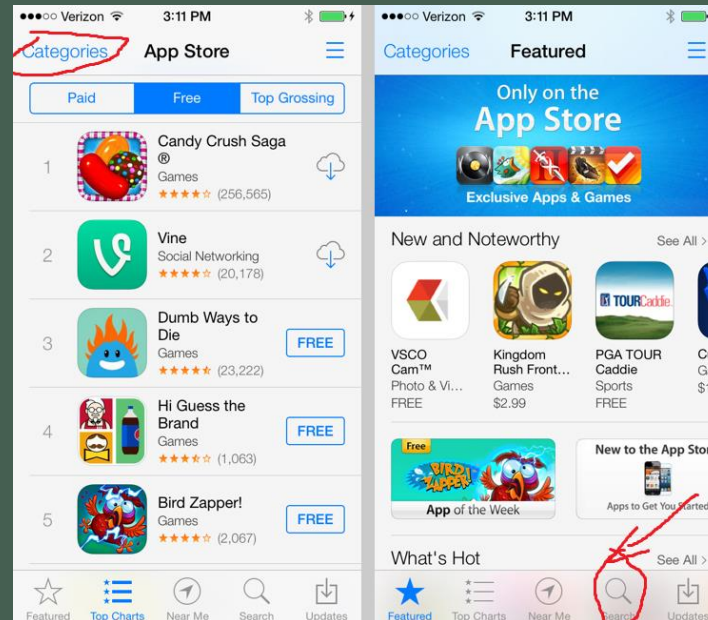
# How do I install an app?

A. Firstly, make sure you are connected to the wifi. If you are unsure of how to do so, refer to slide 2 of the guide.

B. Having done so, head over to the 'App Store', which is denoted by this icon:

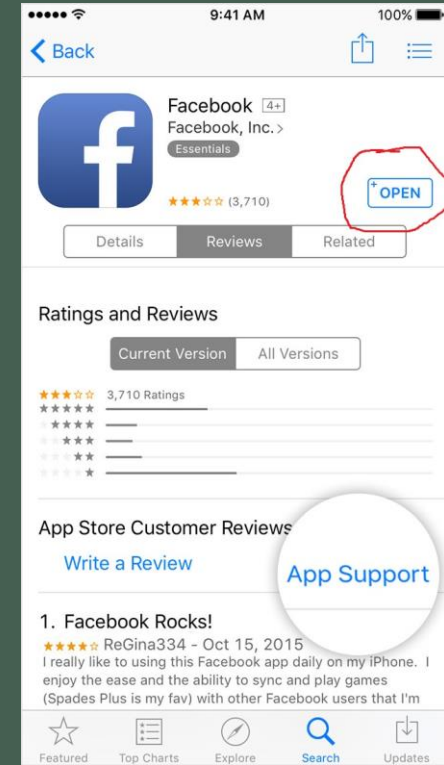
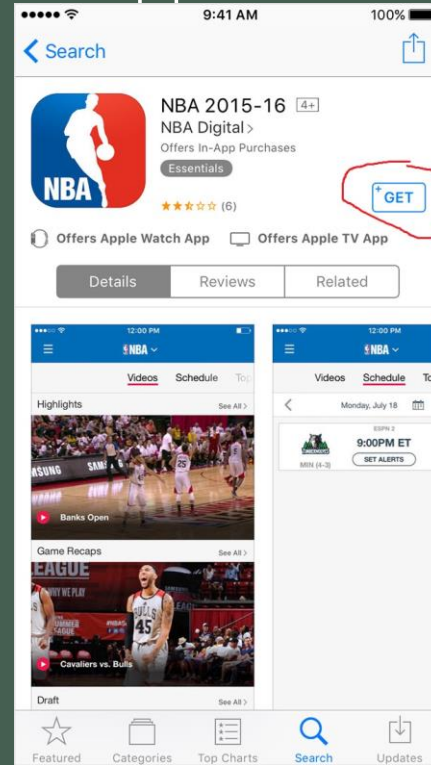


C. If you have a specific app in mind, tap 'Search' at the bottom to search for the app. Else, you can browse for an app by tapping the 'Categories' section



# How do I install an app?

- After finding the app that you wish to install, tap to select it. Next, tap 'Get' at the top right hand corner. If the app is a paid app, a price will be displayed instead. If prompted to do so, enter your Apple ID and password.
- After which, tap the 'Install' button, which will appear in the same location as the 'Get' button.
- When you have successfully installed the app, a shortcut will be added on the home screen.




# How do I uninstall an app?



- i. To install an app, simply press and hold the app that you want to delete. After which, all of the app icons will start to wiggle. When this behaviour starts, a 'X' will appear in the upper-left corner of the application.
- ii. To delete the app, simply press the 'X'. A prompt may pop up saying: "Are you sure you want to delete this app?". Press 'Ok' to delete the app.
- iii. After you have done so, press the 'Home' button to get the apps to stop shaking.



# Do I need to update my apps regularly?

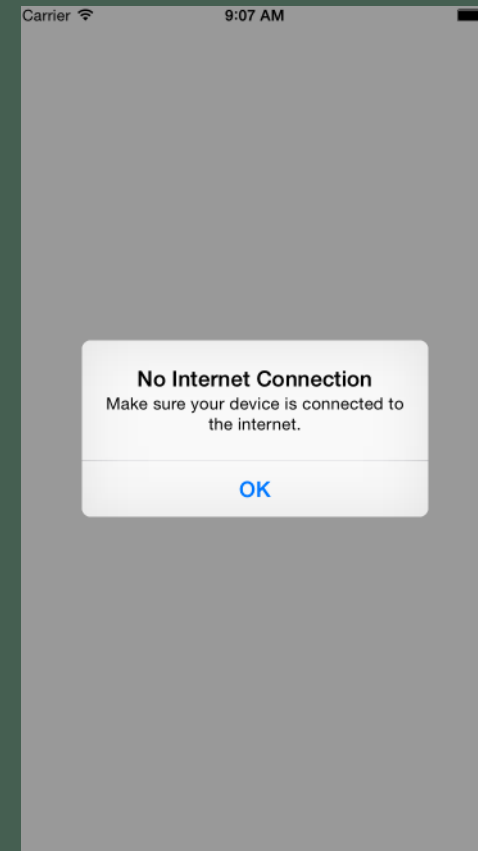
➤ From time to time, you may get a message prompting you to update your apps. This is up to you but it is recommended that you do so to receive the best optimisation.

➤ If you decide to do so, head over to the 'App store'  and head over to the 'Update' section located below. Once you are in the section, a list of apps that requires update will be shown. Simply tap the 'Update' button to update the apps.



# Why can't I surf the Internet?

- ❑ If you are facing the same problem as shown in the picture below, this is due to the fact that you are not connected to the Internet.
- ❑ To do so, simply connect to a wifi. If you are unsure of how to do this, head over to slide 2 of the guide.



# Copyrights

- <https://cdn.churchm.ag/wp-content/uploads/2015/09/Apple-Settings-Logo-Icon-180x180.png>
- [https://support.apple.com/library/content/dam/edam/applecare/images/en\\_US/iOS/ios9-iphone6-settings-wifi-connected.png](https://support.apple.com/library/content/dam/edam/applecare/images/en_US/iOS/ios9-iphone6-settings-wifi-connected.png)
- [https://support.apple.com/library/content/dam/edam/applecare/images/en\\_US/il/app-store-icon.png](https://support.apple.com/library/content/dam/edam/applecare/images/en_US/il/app-store-icon.png)
- <https://i.amz.mshcdn.com/uIBP-fJrXpMdqMWXFJxEdPRE4ol=/fit-in/850x850/http%3A%2F%2Fmashable.com%2Fwp-content%2Fgallery%2Fhands-on-with-ios-7%2Fios7-12.png>
- [https://support.apple.com/library/content/dam/edam/applecare/images/en\\_US/iOS/iphone-ios9-app-review-fb.jpg](https://support.apple.com/library/content/dam/edam/applecare/images/en_US/iOS/iphone-ios9-app-review-fb.jpg)
- [https://www.howtogeek.com/wp-content/uploads/2016/08/00a\\_uninstalling\\_an\\_app.png](https://www.howtogeek.com/wp-content/uploads/2016/08/00a_uninstalling_an_app.png)
- <http://www.brianjcoleman.com/wp-content/uploads/2015/03/Screen-Shot-2015-03-23-at-9.07.37-AM.png>





# END OF GUIDE(FOR IOS USER)

-Any question that we did not cover in this guide? Drop it down in our FAQ section!